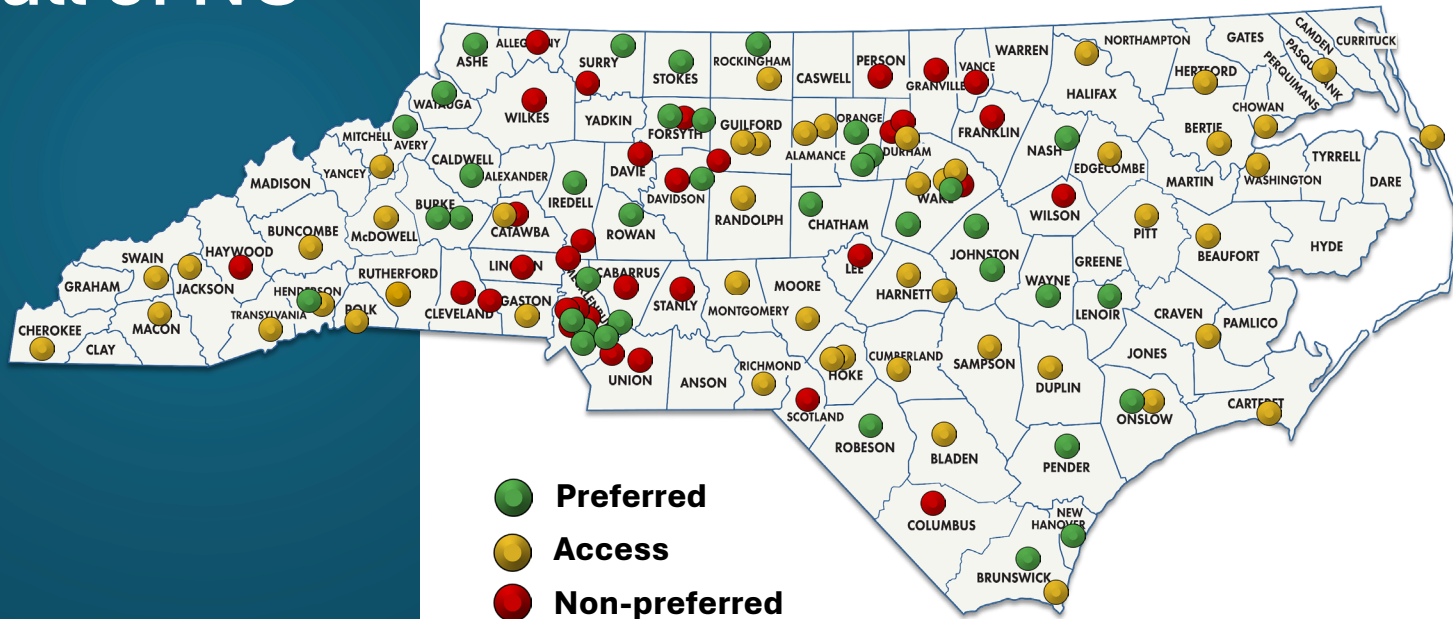


Hospitals Across all of NC

HOSPITAL LOCATIONS and TIERS for those participating in the Preferred Provider Program.



Closer Look by Regions

BREAKDOWN BY REGION



Region 1

Providers in Access or Preferred Tiers

TOP SPECIALTIES	TOTAL	%
Obstetrics / Gynecology	124	99%
Orthopedics	97	100%
Cardiology	79	100%
Hematology / Oncology	32	100%
Other Medical Specialties*	218	95%

*OTHER MEDICAL SPECIALTIES:

- Neurology
- Urology
- Gastroenterology
- Pulmonary / Critical Care
- Otolaryngology
- Endocrinology
- Allergy / Immunology
- Nephrology
- Rheumatology

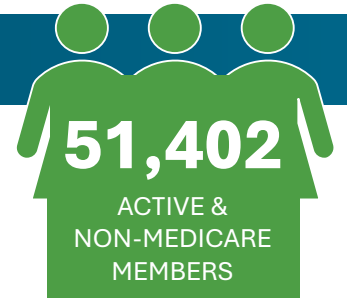


HOSPITAL PROVIDERS

Advent Health
 Angel Medical Center
 Advent Health Hendersonville
 Blue Ridge Regional Hospital
 Caldwell UNC Health Care
 Cannon Memorial
 Duke LifePoint Harris Regional Hospital
 Duke LifePoint Swain Community Hospital
 Erlanger Western Carolina Hospital

Haywood Regional Medical Center
 Mission Hospital Buncombe
 Mission Hospital McDowell
 Pardee UNC Health Care
 Rutherford Regional Health System
 Transylvania Regional Hospital
 UNC Health Blue Ridge – Morganton
 UNC Health Blue Ridge – Valdese

Member Impact | Region 1 Western



PCP Elections

Preferred	Access	Non-Preferred	No PCP	TOTAL	% Non-Preferred
5,740	32,980	4,106	8,576	51,402	8%



Members with Multiple Specialist Visits

Preferred	Access	Non-Preferred	TOTAL	% Non-Preferred
5,032	6,640	2,627	14,299	19%



Chronic & Complex Members

	Preferred	Access	Non-Preferred	TOTAL
Heart Disease	2,823	13,024	1,980	17,827
Diabetes	781	3,972	403	5,156
Cancer	302	1,813	308	2,423
Transplant	22	73	30	125

High Utilizing Members*

911

Members in the region utilized OVER \$50K in services of these

170 or (19%)

utilized non-Preferred Providers

*Members utilizing \$50k or more of annual services in 2025.

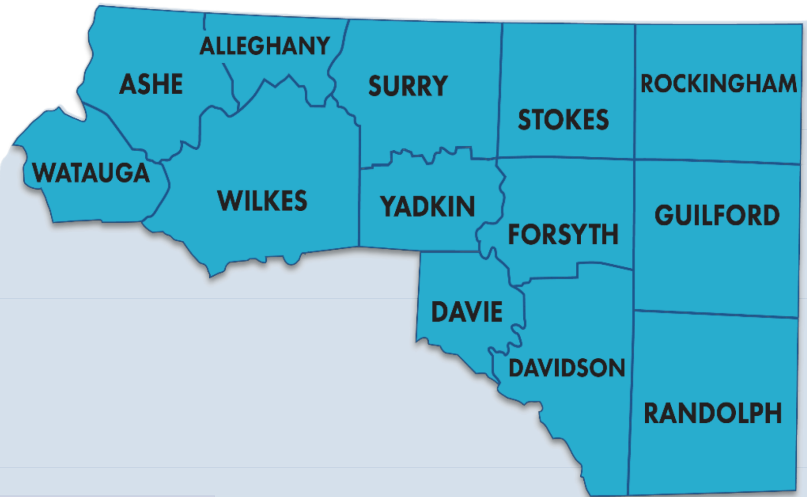
Region 2

Providers in Access or Preferred Tiers

TOP SPECIALITIES	TOTAL	%
Obstetrics / Gynecology	221	74%
Orthopedics	199	72%
Cardiology	210	75%
Hematology / Oncology	94	54%
Other Medical Specialties*	568	61%

*OTHER MEDICAL SPECIALTIES:

- Neurology
- Urology
- Gastroenterology
- Pulmonary / Critical Care
- Otolaryngology
- Endocrinology
- Allergy / Immunology
- Nephrology
- Rheumatology

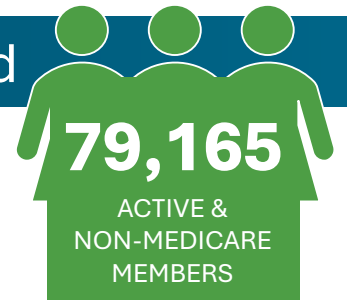


HOSPITAL PROVIDERS

Alleghany Health
Annie Penn
Ashe Memorial
Davie Medical Center
High Point Medical Center
Hugh Chatham
Lexington Medical Center
LifeBrite Hospital of Stokes
Moses Cone Hospital
Northern Regional Hospital

Novant Health Forsyth Medical Center
Novant Health Kernersville Medical Center
Novant Health Thomasville Medical Center
Randolph Health
UNC Rockingham Health Care
Wake Forest Baptist Medical Center
Watauga Medical Center
Wesley Long Hospital
Wilkes Medical Center

Member Impact | Region 2 Piedmont Triad



PCP Elections

Preferred	Access	Non-Preferred	No PCP	TOTAL	% Non-Preferred
23,947	30,587	12,481	12,150	79,165	16%



Members with Multiple Specialist Visits

Preferred	Access	Non-Preferred	TOTAL	% Non-Preferred
7,935	6,959	5,178	20,072	26%



Chronic & Complex Members

	Preferred	Access	Non-Preferred	TOTAL
Heart Disease	6,779	14,165	4,697	25,641
Diabetes	1,849	4,713	1,476	8,038
Cancer	741	2,130	802	3,673
Transplant	21	92	85	198

High Utilizing Members*

1,238
Members in the region utilized **OVER \$50K** in services of these **438 or (36%)** utilized non-Preferred Providers

*Members utilizing \$50k or more of annual services in 2025.

Region 3

Providers in Access or Preferred Tiers

TOP SPECIALITIES	TOTAL	%
Obstetrics / Gynecology	526	47%
Orthopedics	221	71%
Cardiology	229	56%
Hematology / Oncology	170	37%
Other Medical Specialties*	840	63%

*OTHER MEDICAL SPECIALTIES:

- Neurology
- Urology
- Gastroenterology
- Pulmonary / Critical Care
- Otolaryngology
- Endocrinology
- Allergy / Immunology
- Nephrology
- Rheumatology

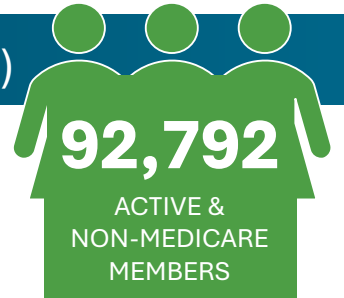


HOSPITAL PROVIDERS

Atrium Health Cabarrus
 Atrium Health Carolinas Medical Center
 Atrium Health Cleveland
 Atrium Health Kings Mountain
 Atrium Health Lake Norman
 Atrium Health Lincoln
 Atrium Health Mercy
 Atrium Health Pineville
 Atrium Health Stanly
 Atrium Health Union
 Atrium Health Union West
 Atrium Health University City
 CaroMont Regional Medical Center
 Catawba Valley Medical Center

Frye Regional Medical Center
 Iredell Memorial Hospital
 Lake Norman Regional Medical Center
 Novant Health Ballantyne Medical Center
 Novant Health Charlotte Orthopedic Hospital
 Novant Health Huntersville Medical Center
 Novant Health Matthews Medical Center
 Novant Health Mint Hill Medical Center
 Novant Health Presbyterian Medical Center
 Novant Health Rowan Medical Center

Member Impact | Region 3 Metrolina (Charlotte)



PCP Elections

Preferred	Access	Non-Preferred	No PCP	TOTAL	% Non-Preferred
24,992	25,168	27,925	14,707	92,792	31%



Members with Multiple Specialist Visits

Preferred	Access	Non-Preferred	TOTAL	% Non-Preferred
9,789	4,371	8,877	23,037	39%



Chronic & Complex Members

	Preferred	Access	Non-Preferred	TOTAL
Heart Disease	5,916	11,050	7,768	24,734
Diabetes	1,668	3,686	1,974	7,328
Cancer	627	2,035	986	3,648
Transplant	19	110	86	215

High Utilizing Members*

1,751
 Members in the region utilized
OVER \$50K in services of these
944 or (54%)
 utilized non-Preferred Providers

*Members utilizing \$50k or more of annual services in 2025.

Region 4

Providers in Access or Preferred Tiers

TOP SPECIALITIES	TOTAL	%
Obstetrics / Gynecology	534	79%
Orthopedics	281	70%
Cardiology	279	63%
Hematology / Oncology	230	53%
Other Medical Specialties*	1,099	67%

*OTHER MEDICAL SPECIALTIES:

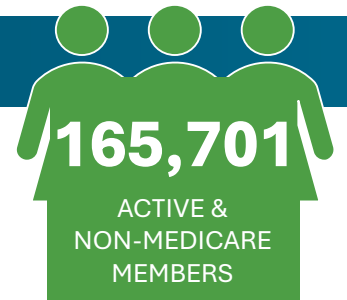
- Neurology
- Urology
- Gastroenterology
- Pulmonary / Critical Care
- Otolaryngology
- Endocrinology
- Allergy / Immunology
- Nephrology
- Rheumatology

HOSPITAL PROVIDERS

Alamance Regional Medical Center
 Cone Health MedCenter Mebane
 Duke Raleigh Hospital
 Duke Regional Hospital
 Duke University Hospital
 Granville Health System
 Johnston Health Clayton
 Johnston Health Smithfield
 Maria Parham Health
 North Carolina Specialty Hospital
 North Carolina Surgical Hospital
 Person Memorial
 UNC Health Chatham Hospital
 UNC Health Franklin
 UNC Health Nash
 UNC Hillsborough Hospital
 UNC Holly Springs
 UNC Medical Center
 UNC Rex Hospital
 WakeMed Cary Hospital
 WakeMed North
 WakeMed Raleigh Campus
 Wilson Medical Center



Member Impact | Region 4 Triangle



PCP Elections

Preferred	Access	Non-Preferred	No PCP	TOTAL	% Non-Preferred
32,817	87,965	19,820	25,099	165,701	12%



Members with Multiple Specialist Visits

Preferred	Access	Non-Preferred	TOTAL	% Non-Preferred
14,122	21,816	8,587	44,525	20%



Chronic & Complex Members

	Preferred	Access	Non-Preferred	TOTAL
Heart Disease	12,971	34,808	8,685	56,464
Diabetes	3,006	11,068	2,676	16,750
Cancer	2,086	4,045	1,586	7,717
Transplant	100	154	159	413

High Utilizing Members*

2,520

Members in the region utilized **OVER \$50K** in services of these

737 or **(30%)**

utilized non-Preferred Providers

*Members utilizing \$50k or more of annual services in 2025.

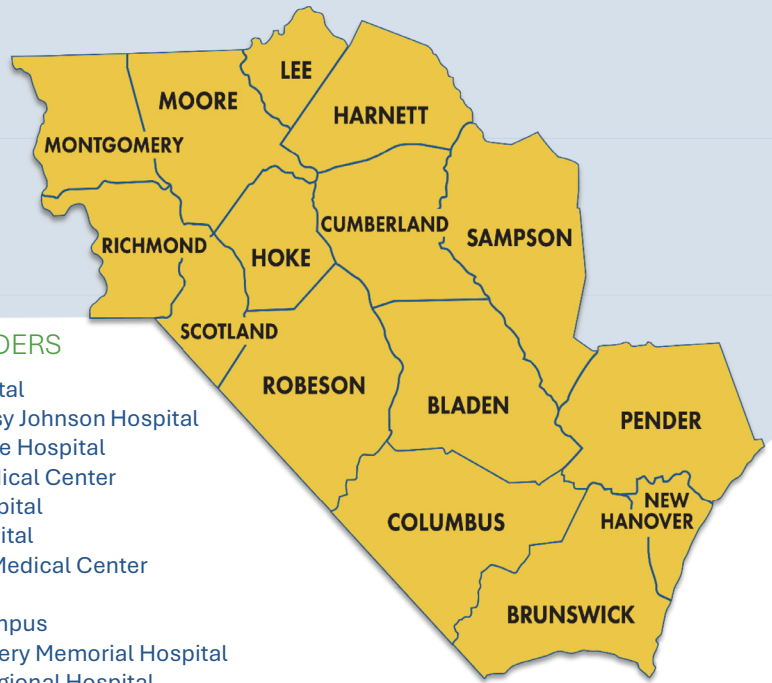
Region 5

Providers in Access or Preferred Tiers

TOP SPECIALITIES	TOTAL	%
Obstetrics / Gynecology	214	93%
Orthopedics	126	94%
Cardiology	143	90%
Hematology / Oncology	44	89%
Other Medical Specialties*	396	94%

*OTHER MEDICAL SPECIALTIES:

- Neurology
- Urology
- Gastroenterology
- Pulmonary / Critical Care
- Otolaryngology
- Endocrinology
- Allergy / Immunology
- Nephrology
- Rheumatology



HOSPITAL PROVIDERS

- Bladen County Hospital
- Cape Fear Valley Betsy Johnson Hospital
- Cape Fear Valley Hoke Hospital
- Cape Fear Valley Medical Center
- Central Carolina Hospital
- Central Harnett Hospital
- Columbus Regional Medical Center
- Dosher
- FirstHealth Hoke Campus
- FirstHealth Montgomery Memorial Hospital
- FirstHealth Moore Regional Hospital
- FirstHealth Richmond Memorial Hospital
- New Hanover Regional Medical Center
- Novant Health Brunswick Medical Center
- Pender Memorial Hospital
- Sampson Regional Medical Center
- Scotland Health Care System
- UNC Health Southeastern

Member Impact | Region 5 Cape Fear



PCP Elections

Preferred	Access	Non-Preferred	No PCP	TOTAL	% Non-Preferred
16,310	39,193	3,550	13,038	72,091	5%



Members with Multiple Specialist Visits

Preferred	Access	Non-Preferred	TOTAL	% Non-Preferred
6,856	8,172	2,016	17,044	12%



Chronic & Complex Members

	Preferred	Access	Non-Preferred	TOTAL
Heart Disease	7,410	21,881	2,170	31,461
Diabetes	2,035	6,931	517	9,483
Cancer	1,024	2,425	481	3,930
Transplant	36	79	32	147

High Utilizing Members*

1,147
Members in the region utilized **OVER \$50K** in services of these **263 or (23%)** utilized non-Preferred Providers

*Members utilizing \$50k or more of annual services in 2025.

Region 6

Providers in Access or Preferred Tiers

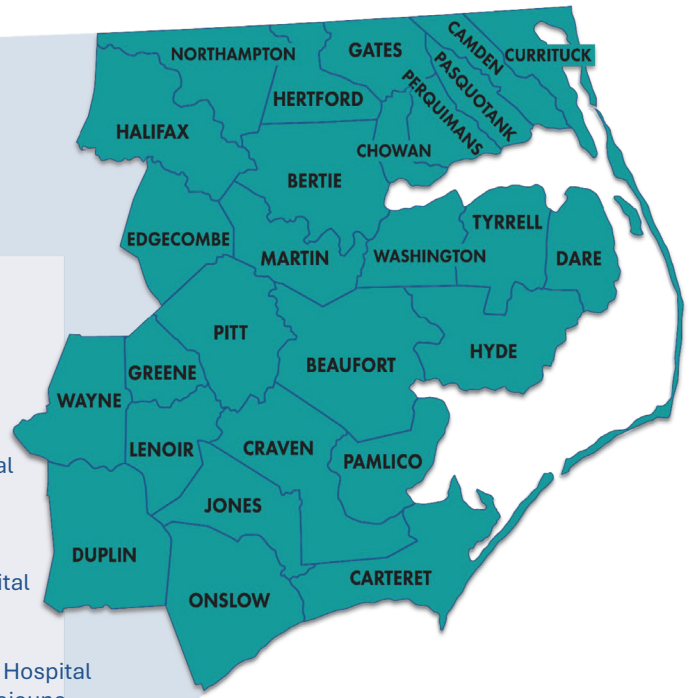
TOP SPECIALITIES	TOTAL	%
Obstetrics / Gynecology	159	97%
Orthopedics	73	99%
Cardiology	128	99%
Hematology / Oncology	37	95%
Other Medical Specialties*	291	99%

*OTHER MEDICAL SPECIALTIES:

- Neurology
- Urology
- Gastroenterology
- Pulmonary / Critical Care
- Otolaryngology
- Endocrinology
- Allergy / Immunology
- Nephrology
- Rheumatology

HOSPITAL PROVIDERS

CarolinaEast Medical Center
 Carteret Health Care
 ECU Chowan
 ECU Health Albemarle Hospital
 ECU Health Beaufort Hospital
 ECU Health Bertie Hospital
 ECU Health Duplin Hospital
 ECU Health Edgecombe Hospital
 ECU Health Medical Center
 ECU Health North Hospital
 ECU Health Roanoke-Chowan Hospital
 Naval Medical Center Camp Lejeune
 Onslow Memorial Hospital
 The Outer Banks Hospital
 UNC Health Lenoir
 UNC Health Wayne
 Washington Regional Medical Center



Member Impact | Region 6 Eastern NC

70,979
ACTIVE & NON-MEDICARE MEMBERS



PCP Elections

Preferred	Access	Non-Preferred	No PCP	TOTAL	% Non-Preferred
13,587	44,174	331	12,887	70,979	1%



Members with Multiple Specialist Visits

Preferred	Access	Non-Preferred	TOTAL	% Non-Preferred
4,562	9,038	680	14,280	5%



Chronic & Complex Members

	Preferred	Access	Non-Preferred	TOTAL
Heart Disease	7,172	23,584	474	31,230
Diabetes	1,910	7,052	106	9,068
Cancer	780	2,722	225	3,727
Transplant	32	132	41	205

High Utilizing Members*

1,299
 Members in the region utilized
OVER \$50K in services of these
119 or (10%)
 utilized non-Preferred Providers

*Members utilizing \$50k or more of annual services in 2025.

Member impact based on 2025 data.